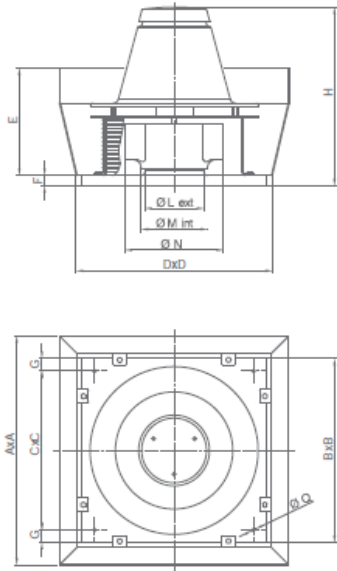


## Abmessungen / Dimensions / Dimensioni

### Torrette TR ED V Range



Models	Ø A	Ø B	Ø C	D	E	F	G	H	Ø L	Ø M	Ø N	Ø Q	Kg	
TRM 10 ED-V 4P	652	410	357	440	328	38	26.5	502	170	187.5	283	11	23	
TRM 15 ED-V 4P								182	199	315	24			
TRM 20 ED-V 4P	907	550	500	580	432		25	586	219	236.5	359	11	43	
TRM 30 ED-V 4P								604	244	265.5	404		45	
TRM 50 ED-V 4P								631	278	298	454		51	
TRM 70 ED 4P	1144	830	750	860	491		40	723	328	335	504	12	105	
TRT 10 ED-V 4P	652	410	357	440	328		38	26.5	502	170	187.5	283	11	23
TRT 15 ED-V 4P									182	199	315	24		
TRT 20 ED-V 4P	907	550	500	580	432			25	586	219	236.5	359	11	43
TRT 30 ED-V 4P									604	244	265.5	404		45
TRT 50 ED-V 4P									631	278	298	454		51
TRT 70 ED-V 4P	1144	830	750	860	491			40	723	328	335	504	12	103
TRT 70 ED-V 6P	1462	980	900	1010	595	38		40	723	365	375	564	12	106
TRT 100 ED-V 4P									415	421	635	161		
TRT 100 ED-V 6P									923	465	472	715		171
TRT 100 ED-V 8P														
TRT 150 ED-V 6P									520	529	805	176		
TRT 150 ED-V 8P														180
TRT 180 ED-V 6P														
TRT 210 ED-V 6P														

### Masse / Dimensions / Dimensioni, mm

#### TECHNICAL DATA

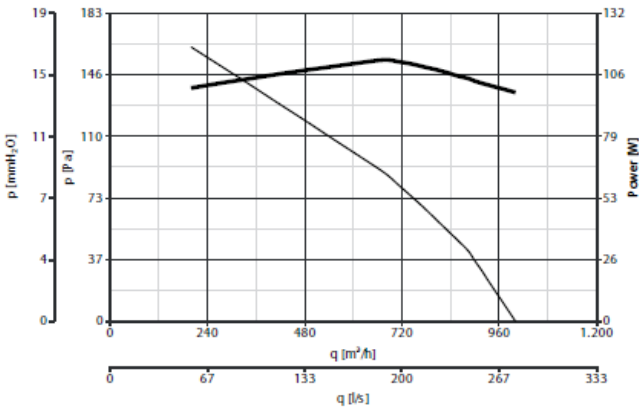
Models	Code	W min/max	A min/max	POLES	RPM min/max	Max Airflow		Max Pressure		Lp dB(A) 3 m	Max °C
						m³/h min/max	l/s min/max	mmH₂O min/max	Pa min/max		
TRM 10 ED-V 4P**	15160	100	0.45	4	1450	1000	278	20	196	56	400 °C/2h
TRM 15 ED-V 4P**	15162	130	0.57	4	1400	1400	389	24	235	58.5	
TRM 20 ED-V 4P**	15164	250	1.20	4	1400	2200	611	34	334	68	
TRM 30 ED-V 4P**	15166	410	1.75	4	1380	3100	861	40	392	67	
TRM 50 ED-V 4P**	15168	720	3.30	4	1350	4500	1250	52	510	72.5	
TRM 70 ED-V 4P**	15170	1000	4.35	4	1350	5800	1611	65	638	77	
TRT 10 ED-V 4P**	15161	75 100	0.15 0.25	4	1250 1400	890 1100	247 306	17 21	167 206	56	
TRT 15 ED-V 4P**	15163	85 125	0.15 0.27	4	1100 1400	1100 1400	306 389	16 24	157 289	58.5	
TRT 20 ED-V 4P**	15165	200 250	0.35 0.50	4	1100 1420	1800 2200	500 611	24 34	235 334	68	
TRT 30 ED-V 4P**	15167	300 410	0.50 0.70	4	1100 1380	2550 3100	710 861	30 43	294 422	67	
TRT 50 ED-V 4P**	15169	550 710	0.90 1.25	4	1100 1380	3800 4500	1056 1250	38 52	373 510	72.5	
TRT 70 ED-V 4P**	15171	900 1100	1.50 2.00	4	1200 1400	5300 6000	1472 1667	52 67	510 657	77	
TRT 70 ED-V 6P**	15172	450 620	0.90 1.30	6	760 940	5300 6000	1472 1667	30 38	294 373	74	
TRT 100 ED-V 4P**	15173	1400 1870	2.40 4.50	4	1180 1400	8300 9100	2306 2528	72 84	706 824	84	
TRT 100 ED-V 6P**	15174	800 1110	1.60 2.30	6	760 940	7550 8600	2097 2389	38 47	373 461	77	
TRT 100 ED-V 8P**	15175	700 810	1.30 2.00	8	610 720	8200 9200	2278 2556	28 34	275 334	71	
TRT 150 ED-V 6P**	15176	1470 1880	2.45 3.45	6	710 920	11100 12800	3056 3556	42 59	412 579	80	
TRT 150 ED-V 8P**	15177	1170 1450	2.15 2.95	8	540 720	11600 13500	3222 3750	34 42	334 412	74	
TRT 180 ED-V 6P**	15178	3200	6.11	6	950	16500	4583	79	775	83	
TRT 210 ED-V 6P**	15179	3460	6.42	6	950	18000	5000	80	785	84	

\*\* Certified by LGAI (Applus) according to EN 12101-3

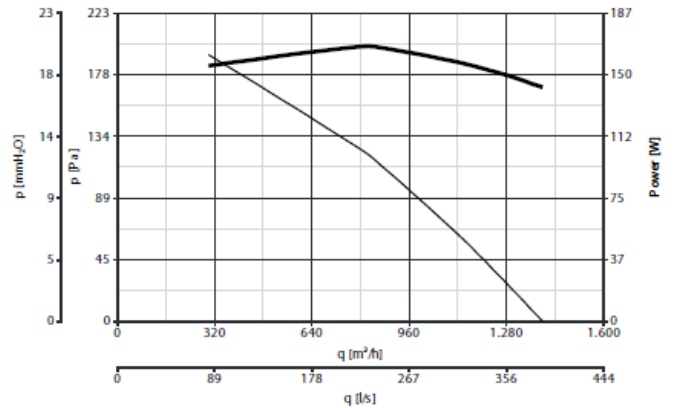
Electric supply: 230 V ~ 50 Hz (Single-phase)  
 400 V ~ 50 Hz (Three-phase).



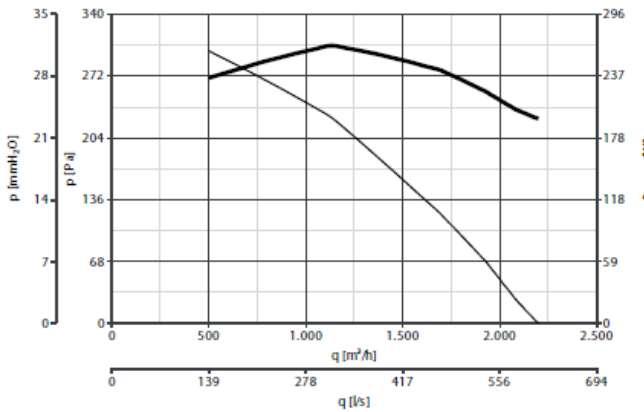
**TRM 10 ED-V 4P code 15160**



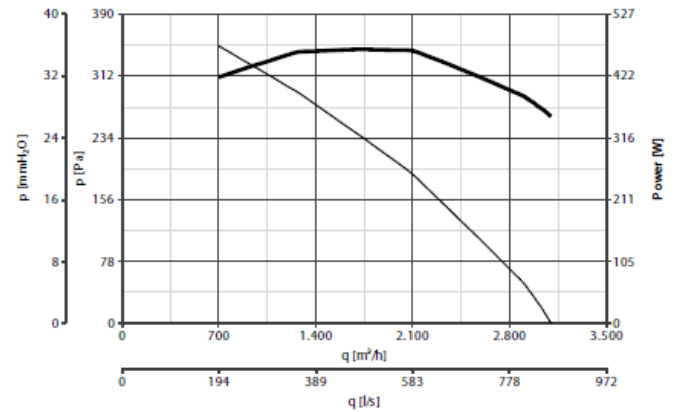
**TRM 15 ED-V 4P code 15162**



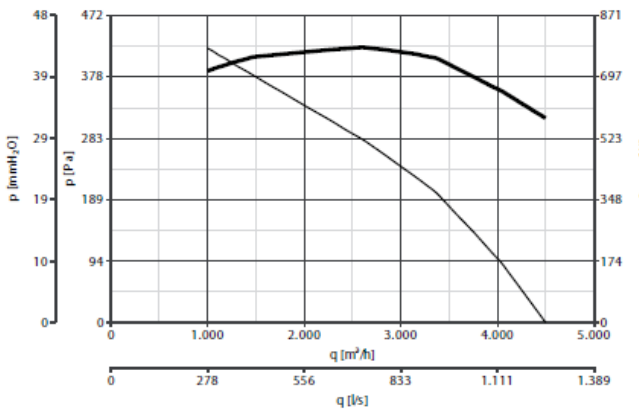
**TRM 20 ED-V 4P code 15164**



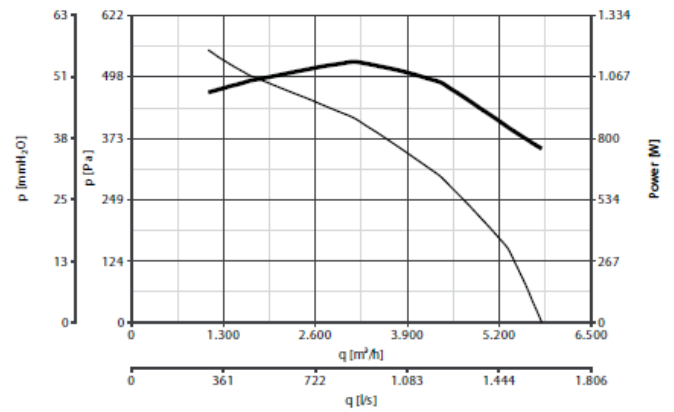
**TRM 30 ED-V 4P code 15166**



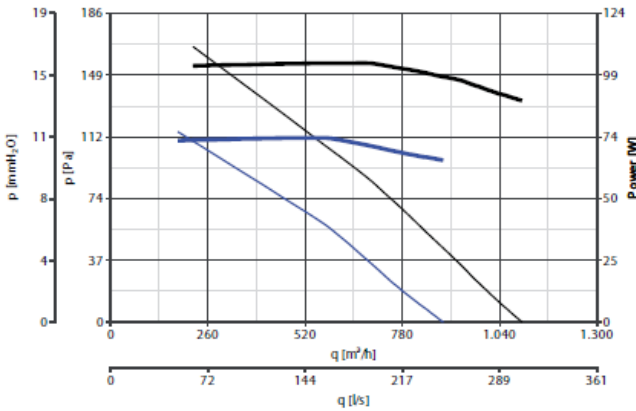
**TRM 50 ED-V 4P code 15168**



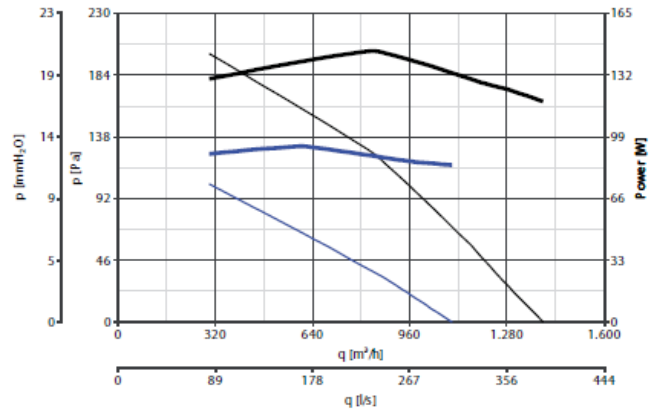
**TRM 70 ED-V 4P code 15170**



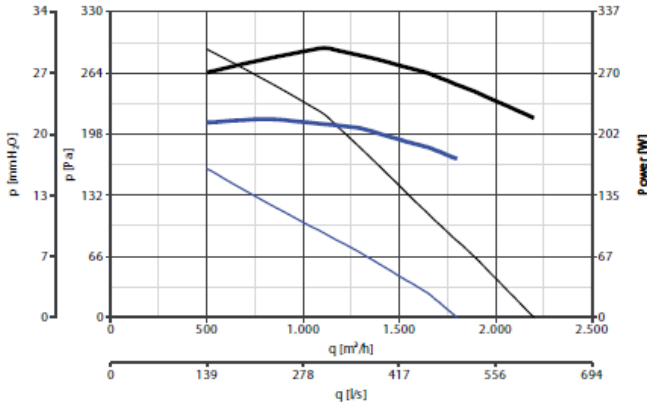
TRT 10 ED-V 4P code 15161



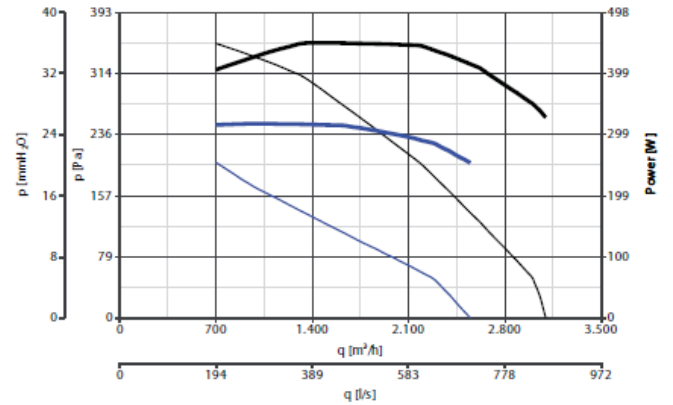
TRT 15 ED-V 4P code 15163



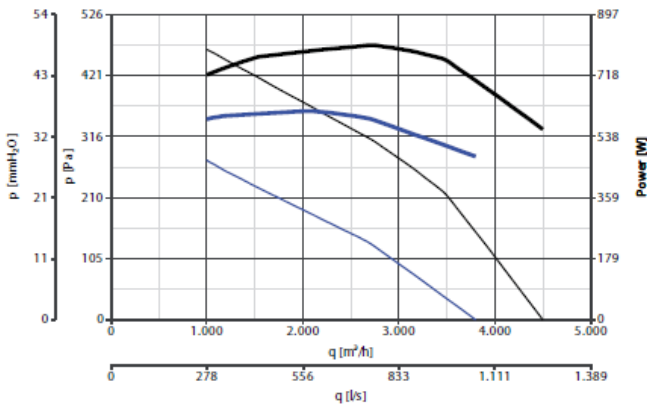
TRT 20 ED-V 4P code 15165



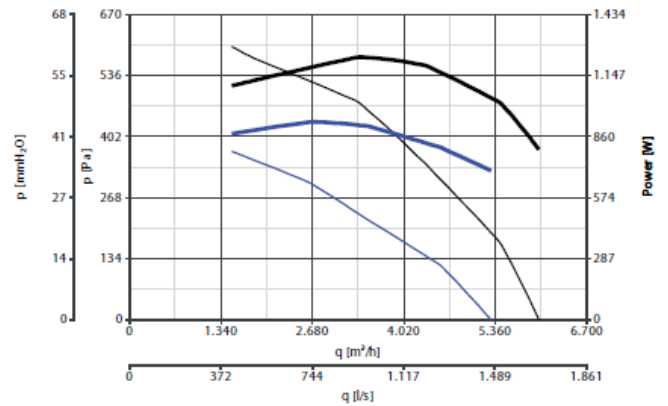
TRT 30 ED-V 4P code 15167



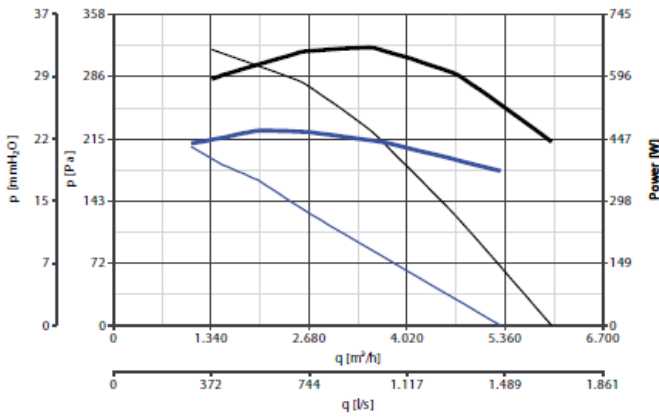
TRT 50 ED-V 4P code 15169



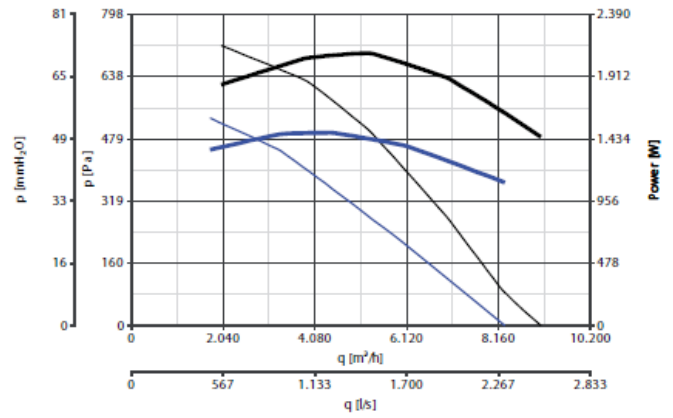
TRT 70 ED-V 4P code 15171



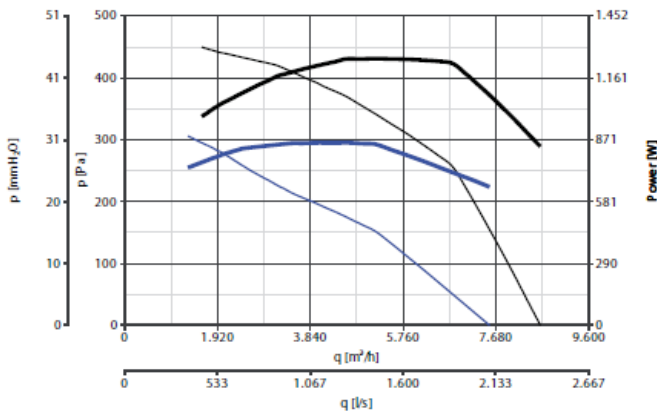
TRT 70 ED-V 6P code 15172



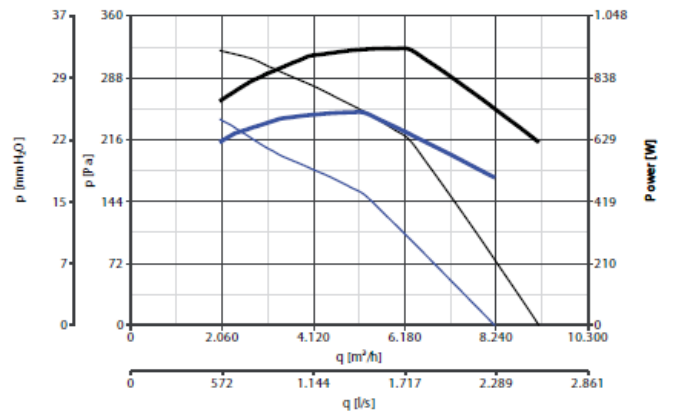
TRT 100 ED-V 4P code 15173



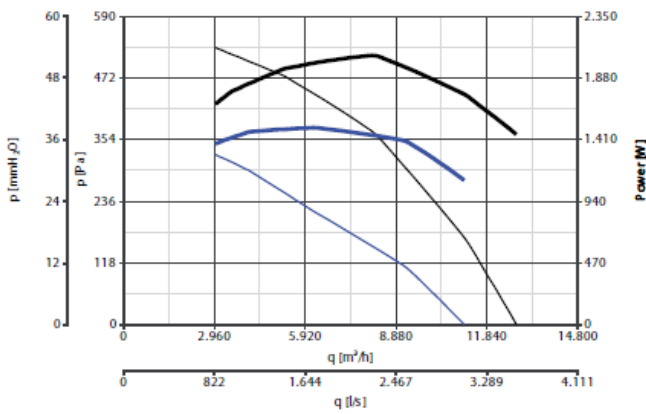
TRT 100 ED-V 6P code 15174



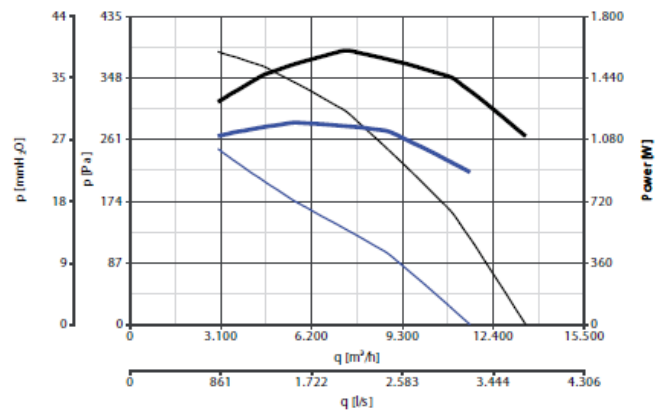
TRT 100 ED-V 8P code 15175



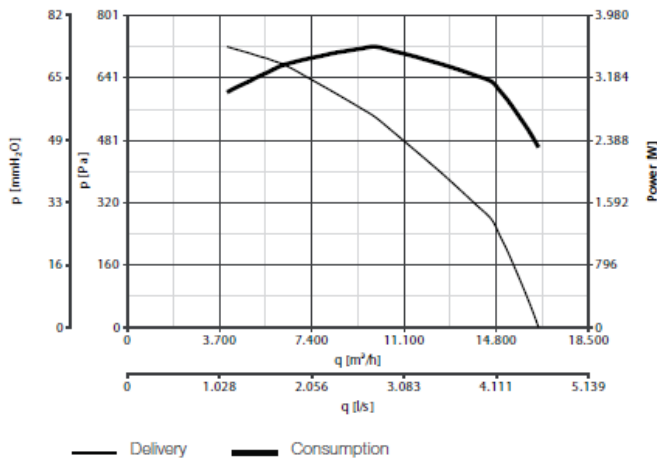
TRT 150 ED-V 6P code 15176



TRT 150 ED-V 8P code 15177



TRT 180 ED-V 6P code 15178



TRT 210 ED-V 6P code 15179

