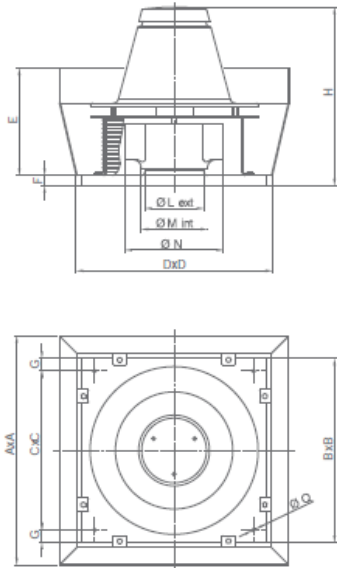


## Abmessungen / Dimensions / Dimensioni

### Torrette TR ED V Range



Models	Ø A	Ø B	Ø C	D	E	F	G	H	Ø L	Ø M	Ø N	Ø Q	Kg	
TRM 10 ED-V 4P	652	410	357	440	328	38	26.5	502	170	187.5	283	11	23	
TRM 15 ED-V 4P								182	199	315	24			
TRM 20 ED-V 4P	907	550	500	580	432		25	586	219	236.5	359	11	43	
TRM 30 ED-V 4P								604	244	265.5	404		45	
TRM 50 ED-V 4P								631	278	298	454		51	
TRM 70 ED 4P	1144	830	750	860	491		40	723	328	335	504	12	105	
TRT 10 ED-V 4P	652	410	357	440	328		38	26.5	502	170	187.5	283	11	23
TRT 15 ED-V 4P									182	199	315	24		
TRT 20 ED-V 4P	907	550	500	580	432			25	586	219	236.5	359	11	43
TRT 30 ED-V 4P									604	244	265.5	404		45
TRT 50 ED-V 4P									631	278	298	454		51
TRT 70 ED-V 4P	1144	830	750	860	491			40	723	328	335	504	12	103
TRT 70 ED-V 6P	1462	980	900	1010	595	38		40	723	365	375	564	12	106
TRT 100 ED-V 4P									415	421	635	161		
TRT 100 ED-V 6P									923	465	472	715		171
TRT 100 ED-V 8P										172				
TRT 150 ED-V 6P									520	529	805	176		
TRT 150 ED-V 8P														180
TRT 180 ED-V 6P														
TRT 210 ED-V 6P														

### Masse / Dimensions / Dimensioni, mm

#### TECHNICAL DATA

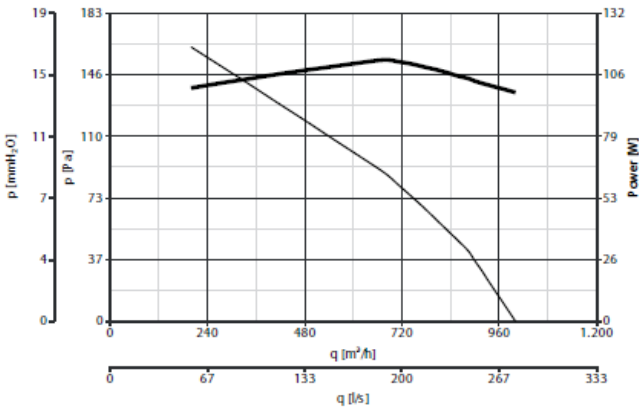
Models	Code	W min/max	A min/max	POLES	RPM min/max	Max Airflow		Max Pressure		Lp dB(A) 3 m	Max °C
						m³/h min/max	l/s min/max	mmH₂O min/max	Pa min/max		
TRM 10 ED-V 4P**	15160	100	0.45	4	1450	1000	278	20	196	56	400 °C/2h
TRM 15 ED-V 4P**	15162	130	0.57	4	1400	1400	389	24	235	58.5	
TRM 20 ED-V 4P**	15164	250	1.20	4	1400	2200	611	34	334	68	
TRM 30 ED-V 4P**	15166	410	1.75	4	1380	3100	861	40	392	67	
TRM 50 ED-V 4P**	15168	720	3.30	4	1350	4500	1250	52	510	72.5	
TRM 70 ED-V 4P**	15170	1000	4.35	4	1350	5800	1611	65	638	77	
TRT 10 ED-V 4P**	15161	75	0.15	4	1250	890	247	17	167	56	
		100	0.25	4	1400	1100	306	21	206		
TRT 15 ED-V 4P**	15163	85	0.15	4	1100	1100	306	16	157	58.5	
		125	0.27	4	1400	1400	389	24	289		
TRT 20 ED-V 4P**	15165	200	0.35	4	1100	1800	500	24	235	68	
		250	0.50	4	1420	2200	611	34	334		
TRT 30 ED-V 4P**	15167	300	0.50	4	1100	2550	710	30	294	77	
		410	0.70	4	1380	3100	861	43	422		
TRT 50 ED-V 4P**	15169	550	0.90	4	1100	3800	1056	38	373	72.5	
		710	1.25	4	1380	4500	1250	52	510		
TRT 70 ED-V 4P**	15171	900	1.50	4	1200	5300	1472	52	510	77	
		1100	2.00	4	1400	6000	1667	67	657		
TRT 70 ED-V 6P**	15172	450	0.90	6	760	5300	1472	30	294	74	
		620	1.30	6	940	6000	1667	38	373		
TRT 100 ED-V 4P**	15173	1400	2.40	4	1180	8300	2306	72	706	84	
		1870	4.50	4	1400	9100	2528	84	824		
TRT 100 ED-V 6P**	15174	800	1.60	6	760	7550	2097	38	373	77	
		1110	2.30	6	940	8600	2389	47	461		
TRT 100 ED-V 8P**	15175	700	1.30	8	610	8200	2278	28	275	71	
		810	2.00	8	720	9200	2556	34	334		
TRT 150 ED-V 6P**	15176	1470	2.45	6	710	11100	3056	42	412	80	
		1880	3.45	6	920	12800	3556	59	579		
TRT 150 ED-V 8P**	15177	1170	2.15	8	540	11600	3222	34	334	74	
		1450	2.95	8	720	13500	3750	42	412		
TRT 180 ED-V 6P**	15178	3200	6.11	6	950	16500	4583	79	775	83	
TRT 210 ED-V 6P**	15179	3460	6.42	6	950	18000	5000	80	785	84	

\*\* Certified by LGAI (Applus) according to EN 12101-3

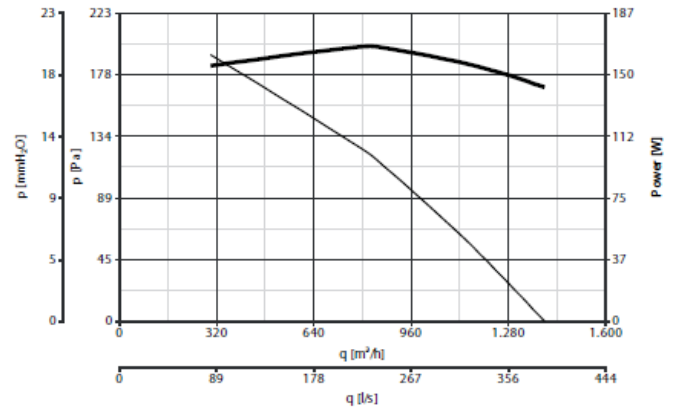
Electric supply: 230 V ~ 50 Hz (Single-phase)  
400 V ~ 50 Hz (Three-phase).



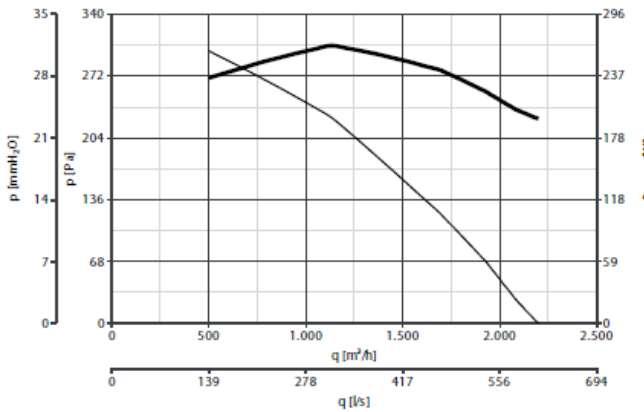
**TRM 10 ED-V 4P code 15160**



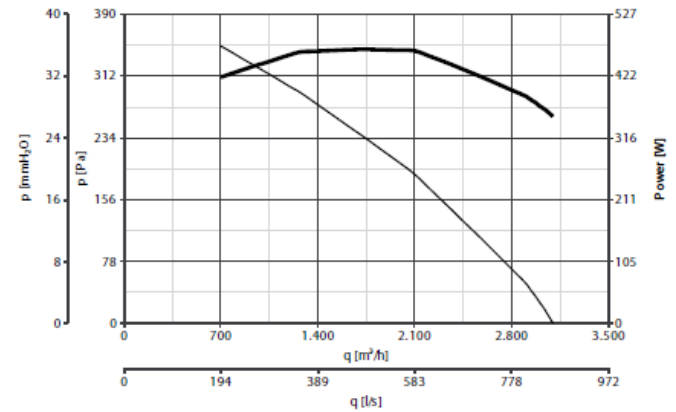
**TRM 15 ED-V 4P code 15162**



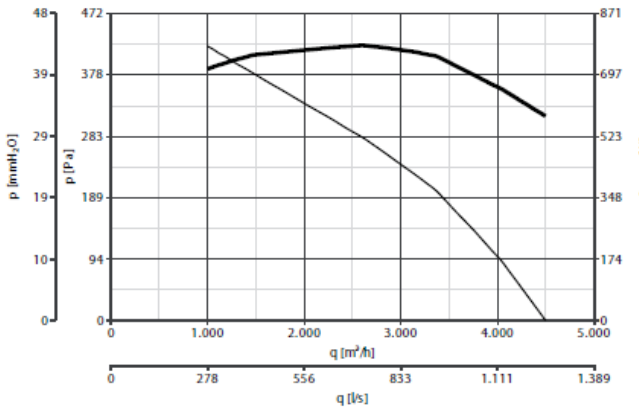
**TRM 20 ED-V 4P code 15164**



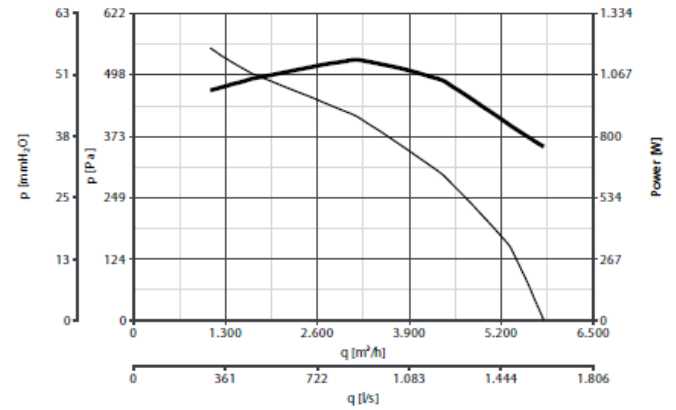
**TRM 30 ED-V 4P code 15166**



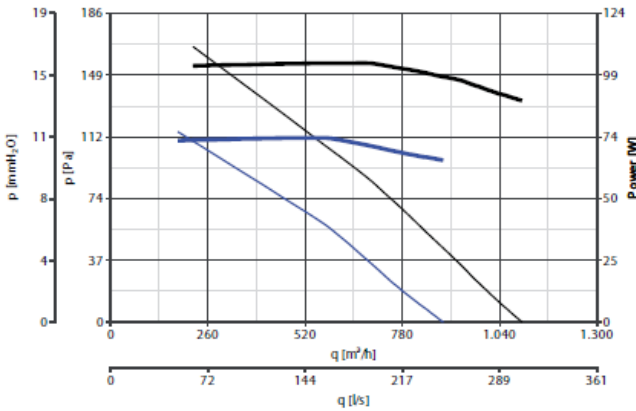
**TRM 50 ED-V 4P code 15168**



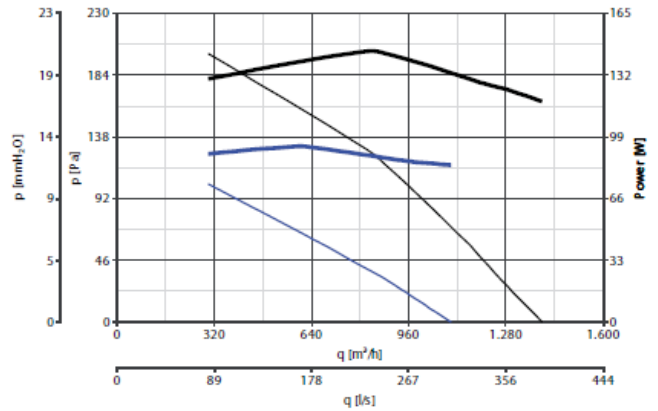
**TRM 70 ED-V 4P code 15170**



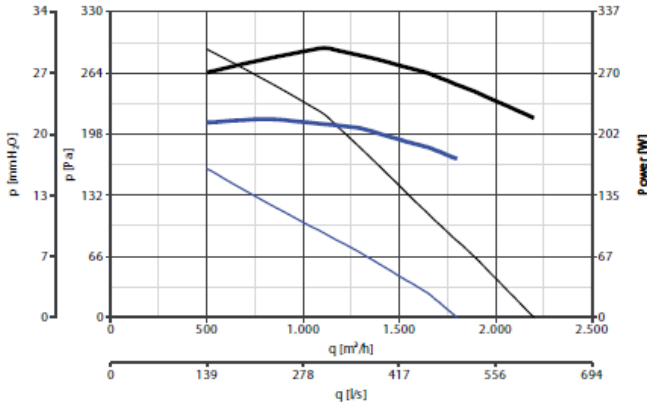
TRT 10 ED-V 4P code 15161



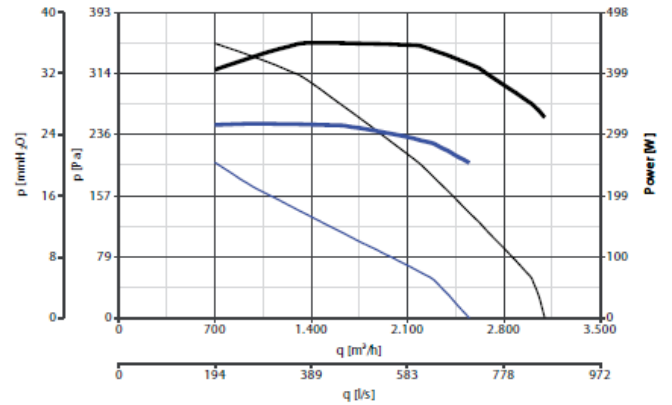
TRT 15 ED-V 4P code 15163



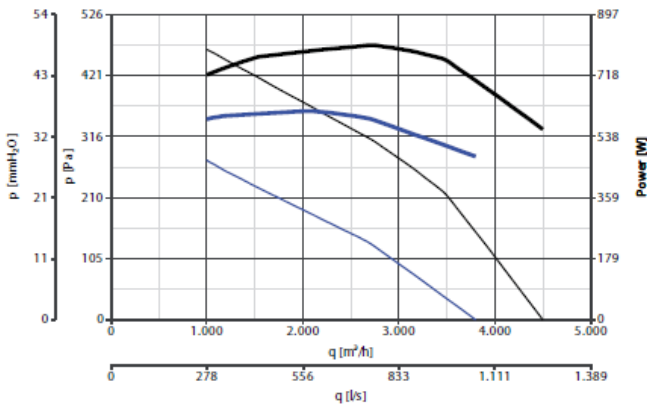
TRT 20 ED-V 4P code 15165



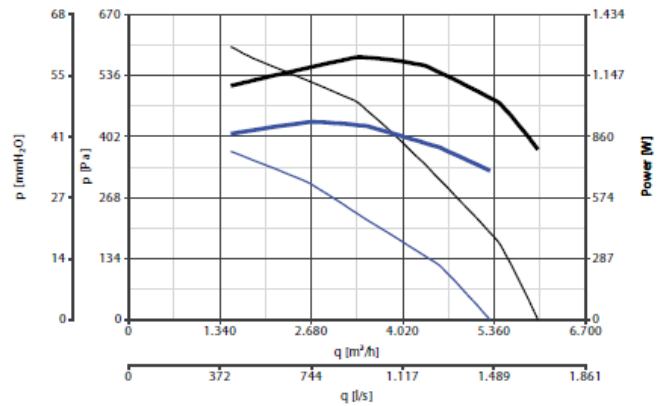
TRT 30 ED-V 4P code 15167



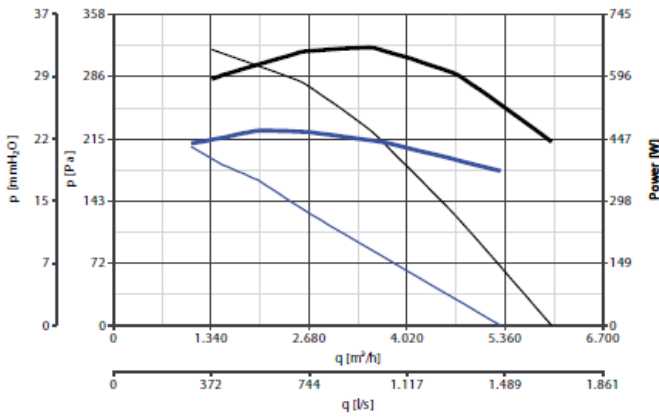
TRT 50 ED-V 4P code 15169



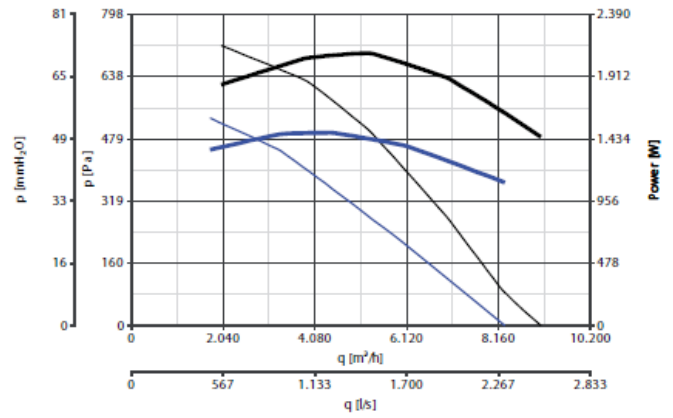
TRT 70 ED-V 4P code 15171



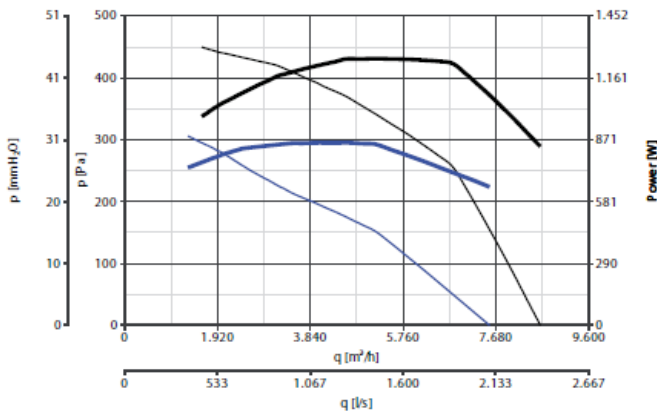
TRT 70 ED-V 6P code 15172



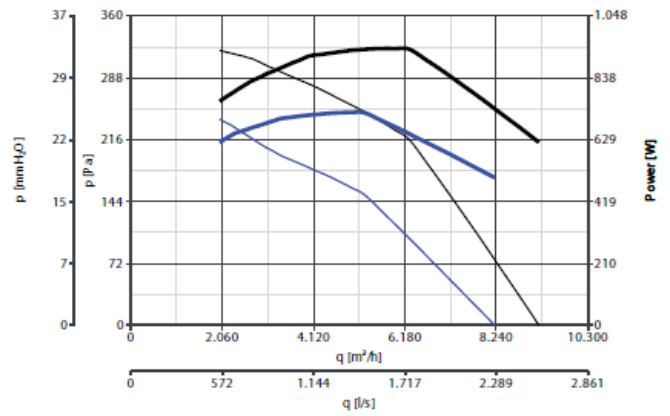
TRT 100 ED-V 4P code 15173



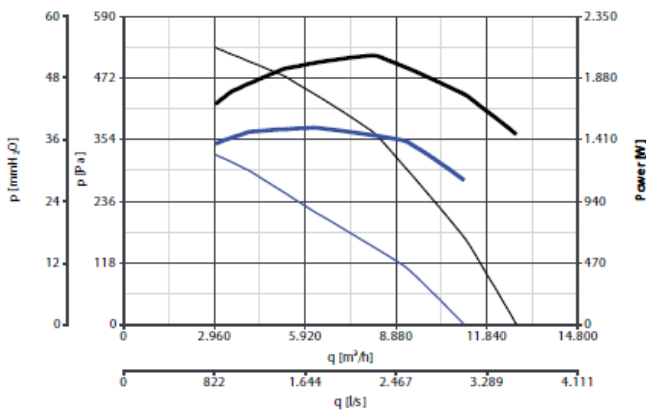
TRT 100 ED-V 6P code 15174



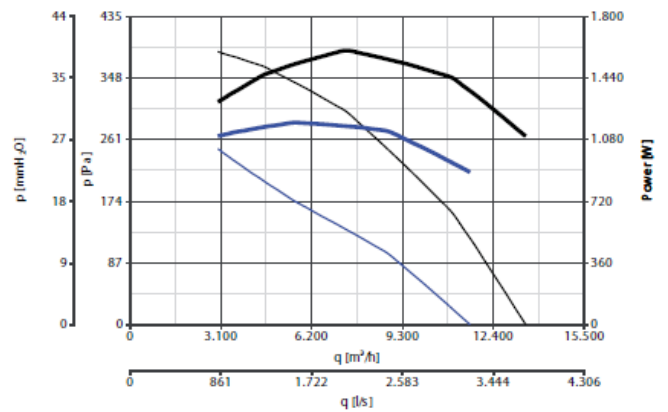
TRT 100 ED-V 8P code 15175



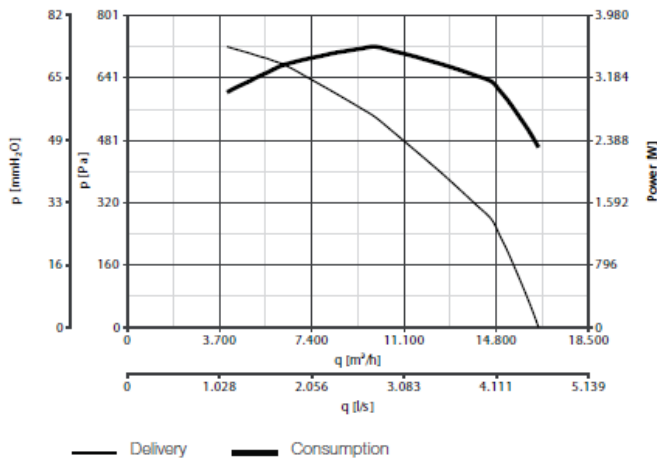
TRT 150 ED-V 6P code 15176



TRT 150 ED-V 8P code 15177



TRT 180 ED-V 6P code 15178



TRT 210 ED-V 6P code 15179

