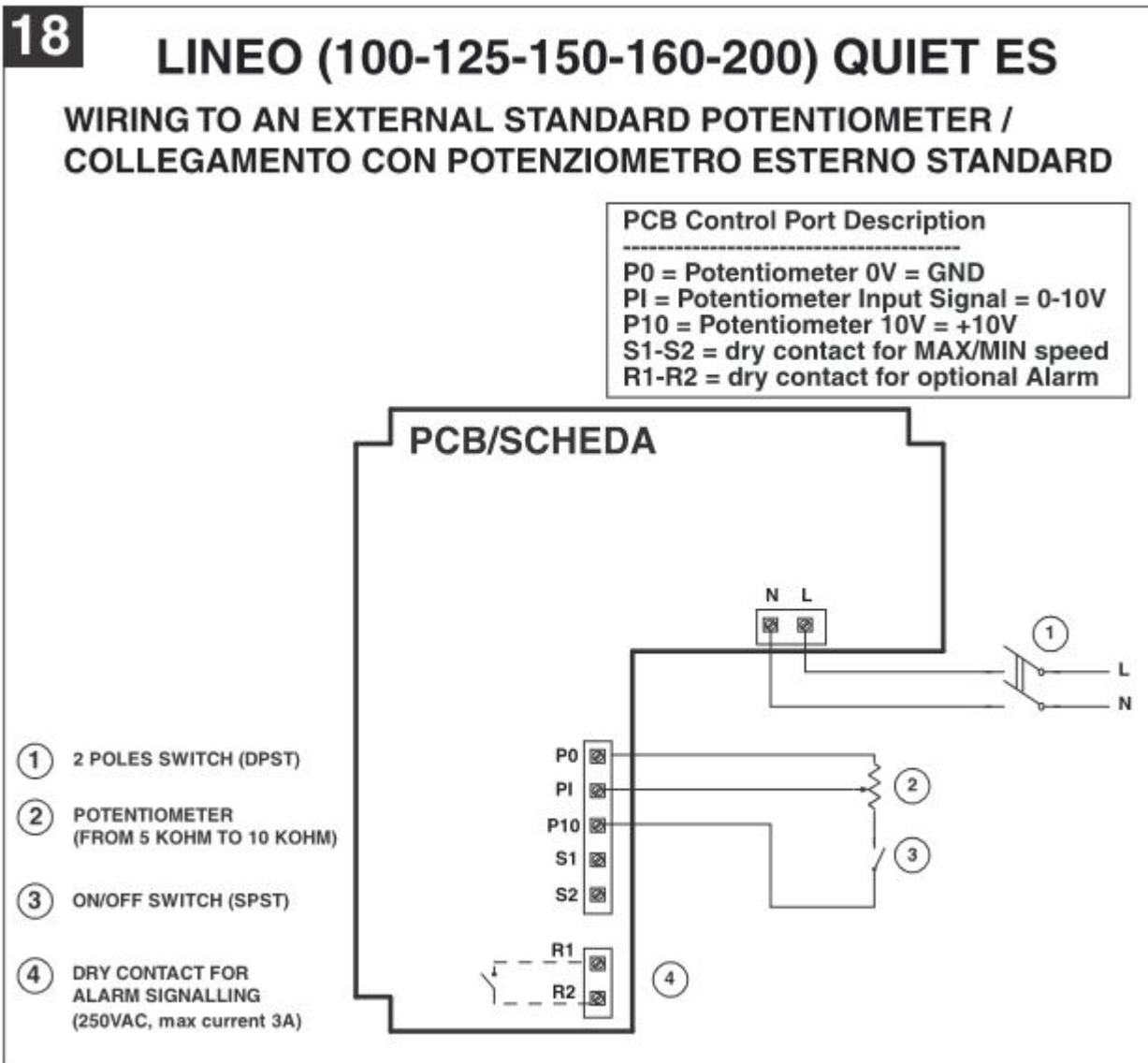


**Anschlussschema / Schéma de raccordement / Schema di allacciamento**

**Lineo Quiet ES 100/125/150/160/200**



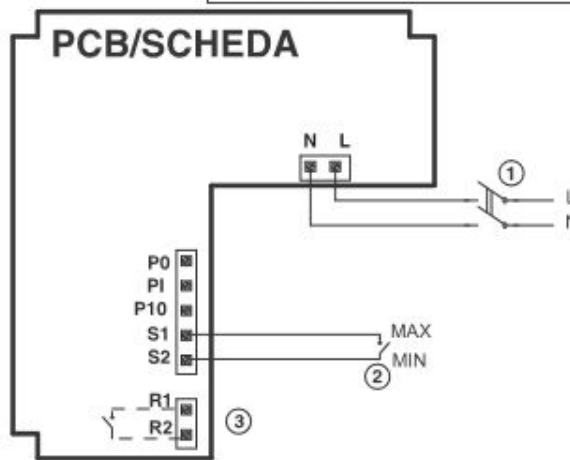
**19**

**LINEO (100-125-150-160-200) QUIET ES**

WIRING TO AN EXTERNAL LOW/ HIGH SPEED SWITCH /  
COLLEGAMENTO A INT. ESTERNO PER MAX E MIN. VELOCITÀ

**PCB Control Port Description**  
-----  
P0 = Potentiometer 0V = GND  
PI = Potentiometer Input Signal = 0-10V  
P10 = Potentiometer 10V = +10V  
S1-S2 = dry contact for MAX/MIN speed  
R1-R2 = dry contact for optional Alarm

- ① 2 POLES SWITCH (DPST)
- ② LOW/HIGH SPEED SWITCH SPST
- ③ DRY CONTACT FOR ALARM SIGNALLING (250VAC, max current 3A)



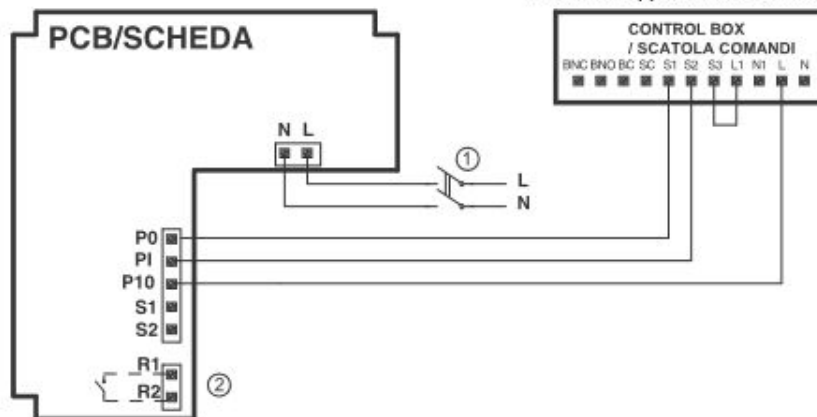
**20**

**LINEO (100-125-150-160-200) QUIET ES**

WIRING TO THE "POTENTIOMETER" + ON/OFF" CONTROL BOX TYPE 503 (CODE 12826)  
COLLEGAMENTO ALLA SCATOLA COMANDI TIPO 503 CON POTENZIOMETRO E TASTO ON/OFF (CODICE 12826)

SURFACE MOUNTING  
or FLUSH TYPE 503 / MONTAGGIO  
A PARETE oppure A INCASSO 503

- ① 2 POLES SWITCH (DPST)
- ② DRY CONTACT FOR ALARM SIGNALLING (250VAC, max current 3A)

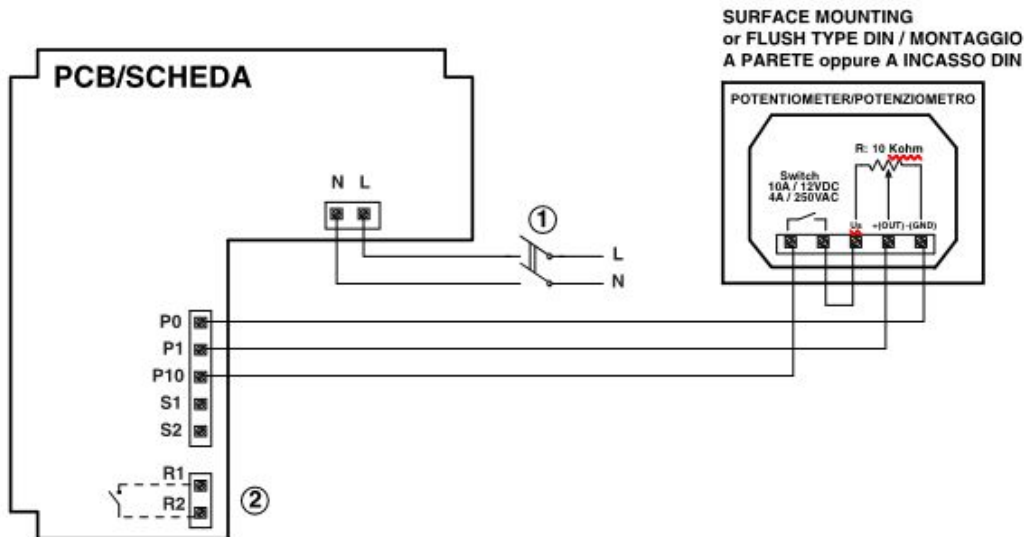


**PCB Control Port Description**  
-----  
P0 = Potentiometer 0V = GND  
PI = Potentiometer Input Signal = 0-10V  
P10 = Potentiometer 10V = +10V  
S1-S2 = dry contact for MAX/MIN speed  
R1-R2 = dry contact for optional Alarm

**21**

## LINEO (100-125-150-160-200) QUIET ES

WIRING TO THE EXTERNAL POTENTIOMETER TYPE DIN (CODE 12828)  
COLLEGAMENTO AL POTENZIOMETRO ESTERNO TIPO DIN (CODICE 12828)

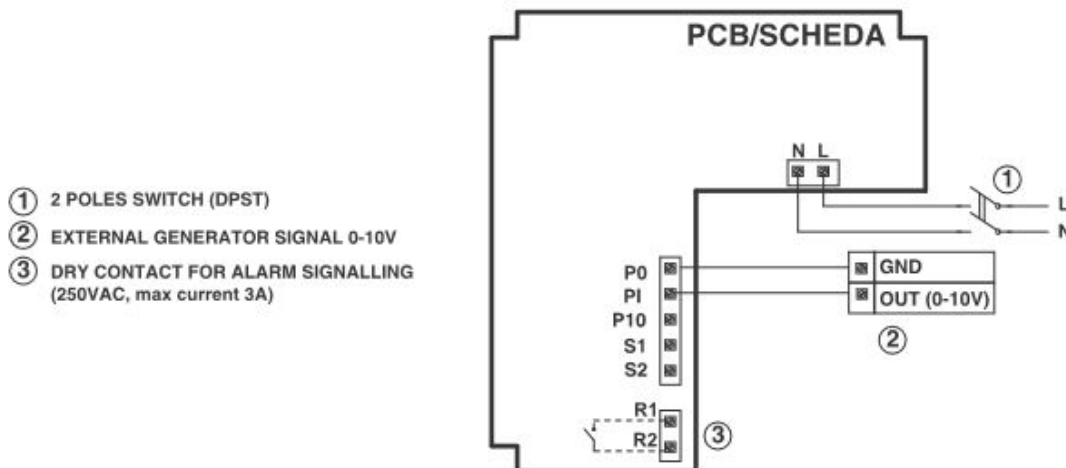


- ① 2 POLES SWITCH (DPST)
- ② DRY CONTACT FOR ALARM SIGNALLING (250VAC, max current 3A)

**22**

## LINEO (100-125-150-160-200) QUIET ES

WIRING TO AN EXTERNAL GENERATOR SIGNAL 0-10V /  
COLLEGAMENTO CON GENERATORE ESTERNO DI SEGNALE 0-10V



- ① 2 POLES SWITCH (DPST)
- ② EXTERNAL GENERATOR SIGNAL 0-10V
- ③ DRY CONTACT FOR ALARM SIGNALLING (250VAC, max current 3A)

### PCB Control Port Description

P0 = Potentiometer 0V = GND  
P1 = Potentiometer Input Signal = 0-10V  
P10 = Potentiometer 10V = +10V  
S1-S2 = dry contact for MAX/MIN speed  
R1-R2 = dry contact for optional Alarm